

Y [4:1]

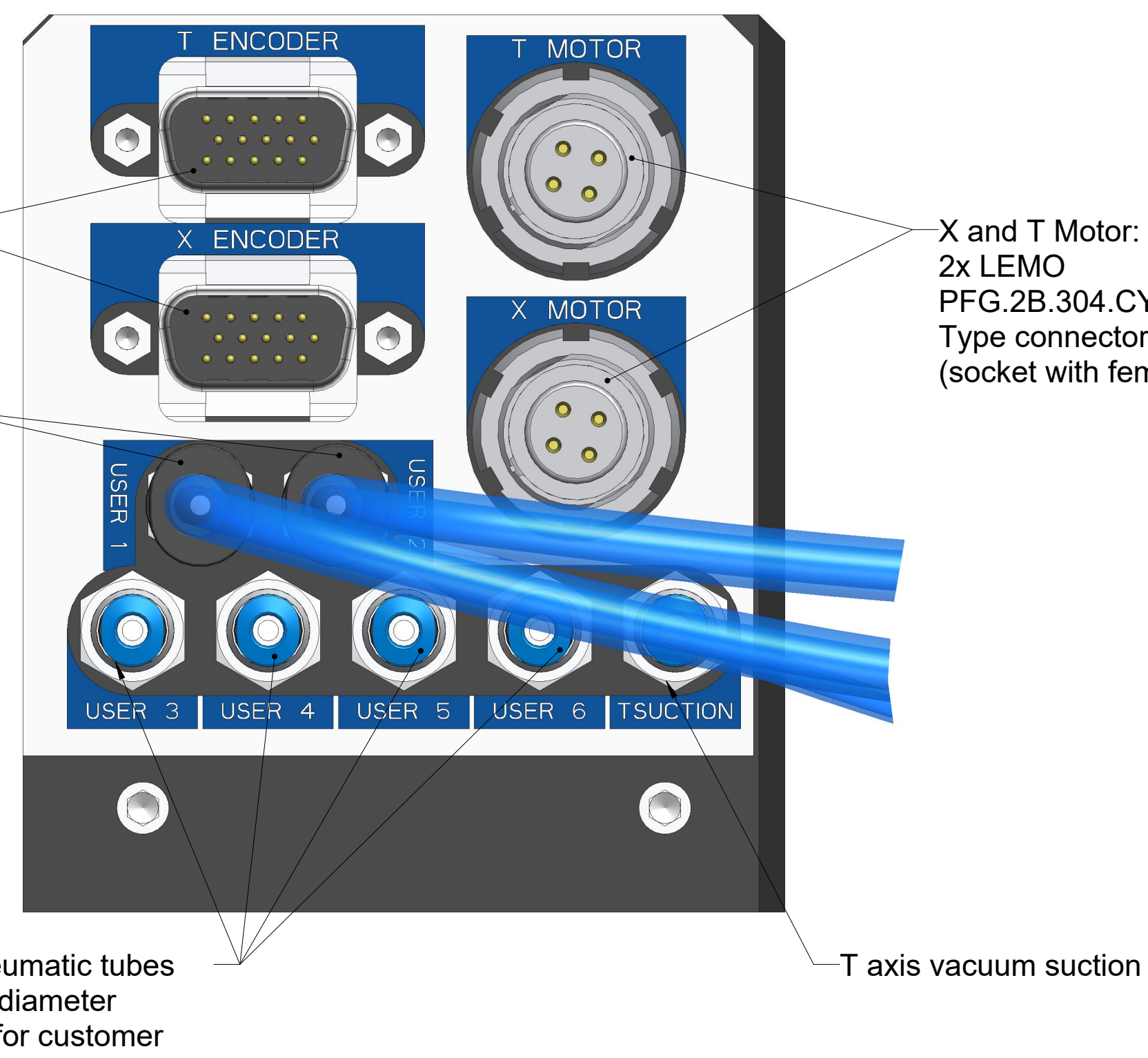
A

Stroke 102.5 mm Minimum X Axis Stroke 102.5 mm Minimum Center of T rotary axis


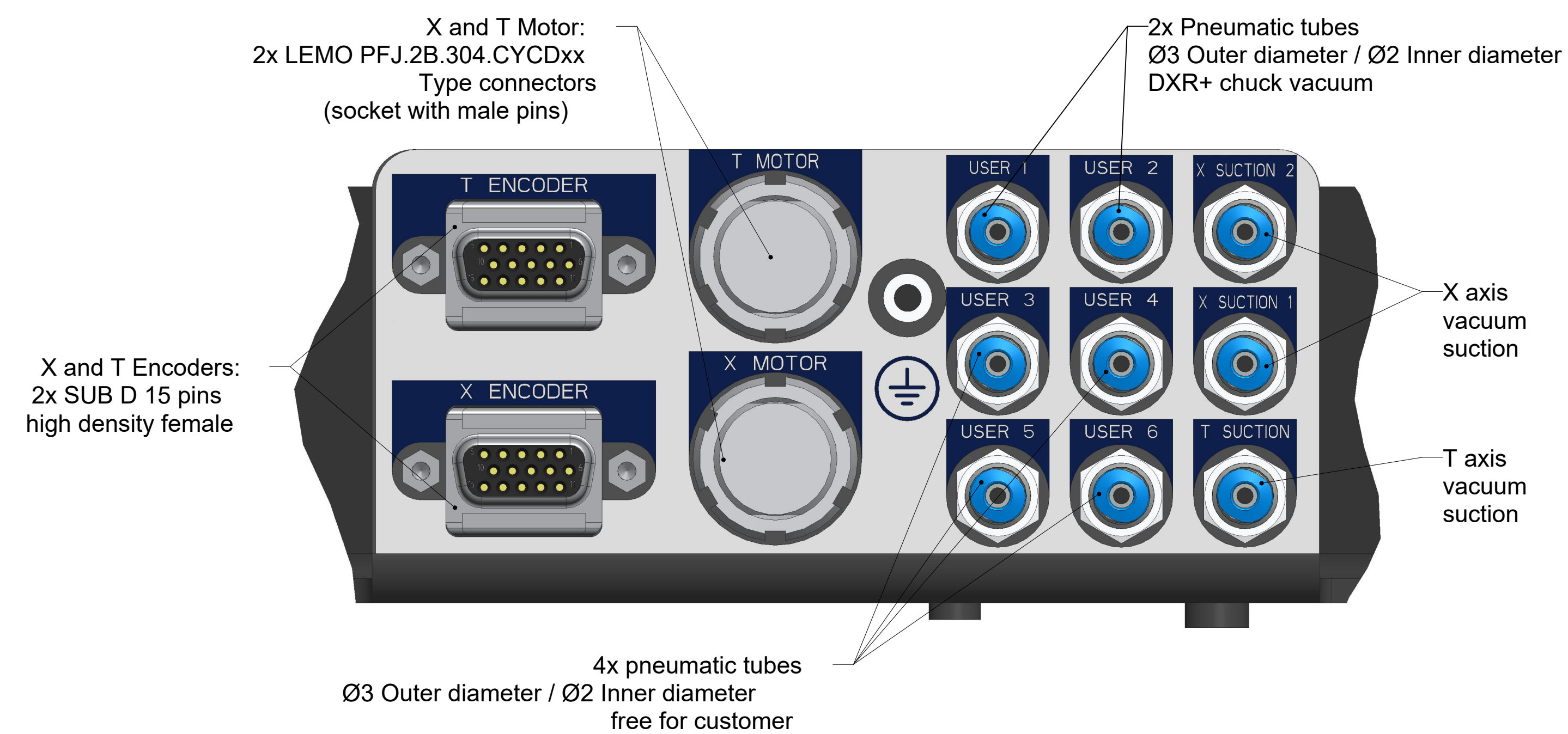
4x M6x12 For lifting rings Ø 1 A B

2x 24 2x 103 2x 487 2x 20

MOBILE PANEL [2:1]



FRONT PANEL [2:1]



It is required to mount RTheta stages on a granite or equivalent flat surface with a flatness inferior or equal to 3 microns

Text	Add note	Screw penetration	ID number: 1254967-01
Original drawing	ASME-NNN-02-0205-0000xx-XT STACKED SYSTEM	Change No. C10967-01	Released: 14.jun.22
Scale: 1/1 format	ASME-NNN-02-0205-0000xx-XT STACKED SYSTEM	Tolerances as per ISO 8015: 2011	Tolerances series ISO 8015: 2011
Dimensions in mm	9-10 A0	Blanking Dimensions / Colors (if environment)	Blanking Dimensions / Colors (if environment)
The reproduction, distribution and utilization of this document as well as the communication of its contents to others without express authorization is prohibited. Offenders will be held liable for the payment of damages. All rights reserved in the event of the grant of a patent, utility model or design. (ISO 16016)			Dimensions without tolerance: ±0.2
ETEL S.A. 2112 Mörslen SWITZERLAND			1275560-02-A-01